



R e m o t e a i r v a l v e s

Individual mounting



Manifold mounting



Function	Port size	Flow (Max)	Individual mounting
4/2 - 4/3	G1/4" - G3/8"	1600 NI/Min	sub-base

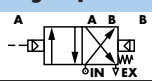
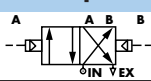
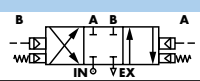
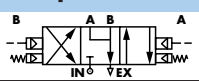
OPERATIONAL BENEFITS

1. Balanced spool, immune to variations of pressure.
2. Short stroke with high flow.
3. The piston (booster) provides maximum shifting forces.
4. Powerful return thanks to the combination of mechanical and air springs.
5. Bonded spool with minimum friction, shifting in a glass-like finished bore.
6. Wiping effect eliminates sticking.
7. Low leakage rate.



HOW TO ORDER

Reset

Port size	4/2 Single operator	4/2 Double operator	4/3 Closed centre	4/3 Open centre
				
Valve less base	6212C-000-RA	6222C-000-RA	6232C-000-RA	6242C-000-RA
Sub-base G1/4"	6212C-171-RA	6222C-181-RA	6232C-181-RA	6242C-181-RA
Sub-base G3/8"	6212C-271-RA	6222C-281-RA	6232C-281-RA	6242C-281-RA

OPTIONS

6212C-000-RA

click for bottom cylinder ports (replace by 4).

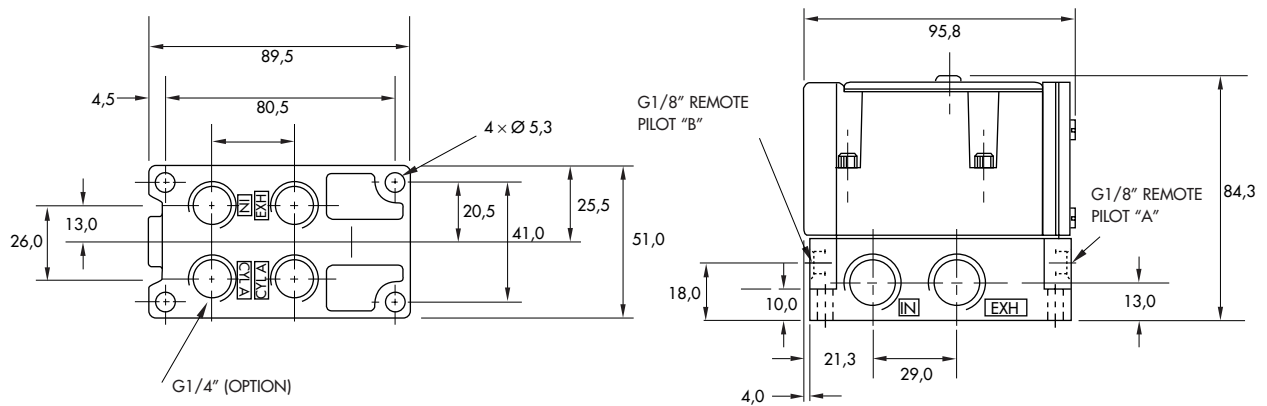
**TECHNICAL
D A T A**

Fluid :	Compressed air, vacuum, inert gases
Pressure range :	Vacuum to 10 bar
Air signal pressure :	Single operator and 3 positions : 1.8 to 10 bar \geq main valve pressure Double operator : 0.7 to 10 bar
Lubrication :	Not required, if used select a medium aniline point lubricant (between 80°C and 100°C)
Filtration :	40 μ
Temperature range :	-18°C to +50°C
Orifice :	7 mm
Flow (at 6 bar, $\Delta P=1$bar) :	G 1/4" : 1500 Nl/min (C _v 1.5) - G 3/8" : 1600 Nl/min (C _v 1.6)
Leak rate :	100 cm ³ /min

Spare parts : • Remote air operator (A side) : R-62004A. • Remote air operator (B side) : R-62005A.
 • Seal between valve and base : 16316. • Mounting screw valve to base (x4) : 35211.

Options : • NPTF threads.


DIMENSIONS



Function	Port size	Flow (Max)	Manifold mounting
4/2 - 4/3	G1/4" - G3/8"	1600 NI/Min	sub-base

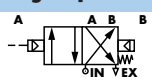
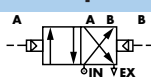
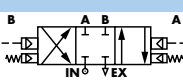
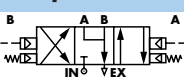
OPERATIONAL BENEFITS

1. Balanced spool, immune to variations of pressure.
2. Short stroke with high flow.
3. The piston (booster) provides maximum shifting forces.
4. Powerful return thanks to the combination of mechanical and air springs.
5. Bonded spool with minimum friction, shifting in a glass-like finished bore.
6. Wiping effect eliminates sticking.
7. Low leakage rate.



HOW TO ORDER

Reset

Port size	4/2 Single operator	4/2 Double operator	4/3 Closed centre	4/3 Open centre
				
Valve less base	6212C-000-RA	6222C-000-RA	6232C-000-RA	6242C-000-RA
Sub-base G1/4"	6212C-471-RA	6222C-481-RA	6232C-481-RA	6242C-481-RA
Sub-base G3/8"	6212C-571-RA	6222C-581-RA	6232C-581-RA	6242C-581-RA

OPTIONS

6212C-000-RA

click for bottom cylinder ports (replace by 4).

**TECHNICAL
DATA**

Fluid :	Compressed air, vacuum, inert gases
Pressure range :	Vacuum to 10 bar
Air signal pressure :	Single operator and 3 positions : 1.8 to 10 bar \geq main valve pressure Double operator : 0.7 to 10 bar
Lubrication :	Not required, if used select a medium aniline point lubricant (between 80°C and 100°C)
Filtration :	40 μ
Temperature range :	-18°C to +50°C
Orifice :	7 mm
Flow (at 6 bar, $\Delta P=1$bar) :	G 1/4" : 1500 NI/min (C _v 1.5) - G 3/8" : 1600 NI/min (C _v 1.6)
Leak rate :	100 cm ³ /min

Spare parts : • Remote air operator (A side) : R-62004A. • Remote air operator (B side) : R-62005A. • Seal between valve and base : 16298.
 • Mounting screw valve to base (x4) : 35303. • Tie-rod (x2) : 19630.

Options : • NPTF threads.

DIMENSIONS

